

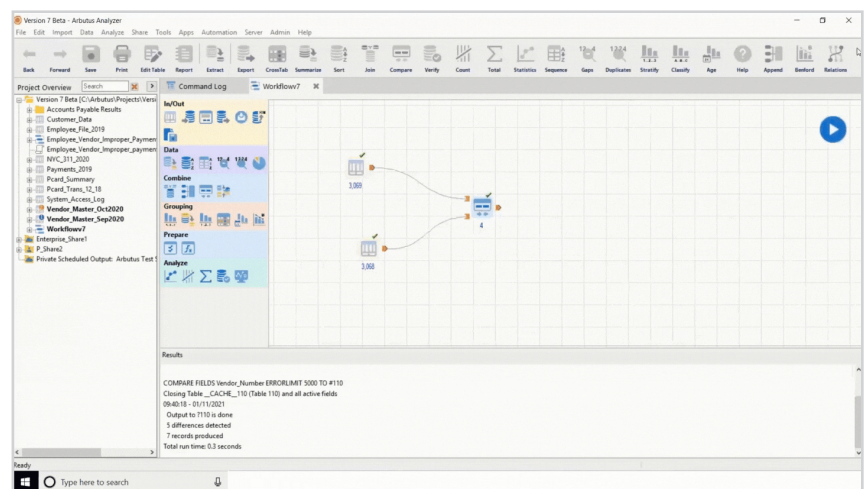
POWERFUL ANALYTICS. SIMPLIFIED. INTRODUCING ARBUTUS VERSION 7

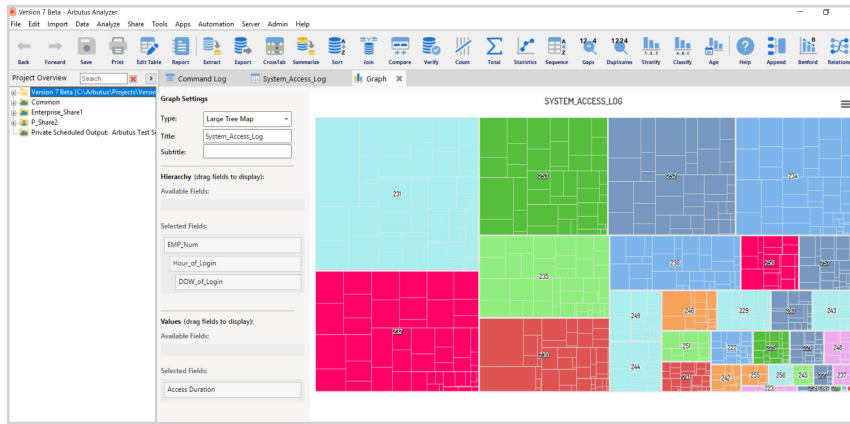
More intuitive. More visual. More capable. Easier to Automate. And even faster. Arbutus Version 7 was designed to enlist everyone in the growing analytics movement.

Code-Free Analytic Workflows

Design powerful analytics more intuitively and deliver outcomes in minutes with easy-to-use, icon-based, drag & drop workflows.

- » **Automate** every step you take quickly and easily and schedule to run in Arbutus HUB.
- » **Share and communicate** across your team without the need for specialized skillsets.
- » **Sustain** your success by managing analytics processes NOT code.
- » **Achieve** even faster performance with **in-memory processing**.





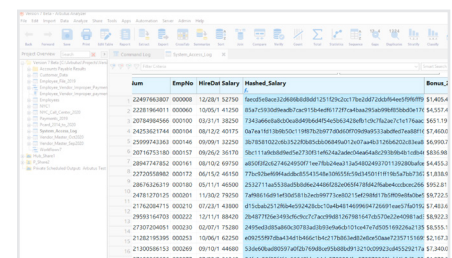
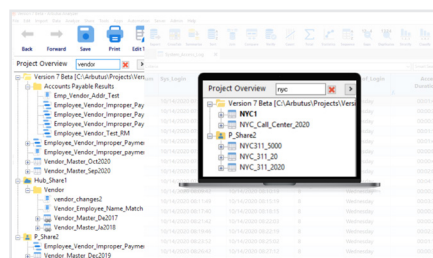
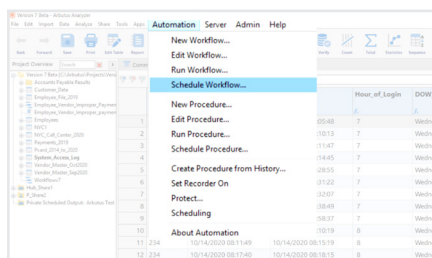
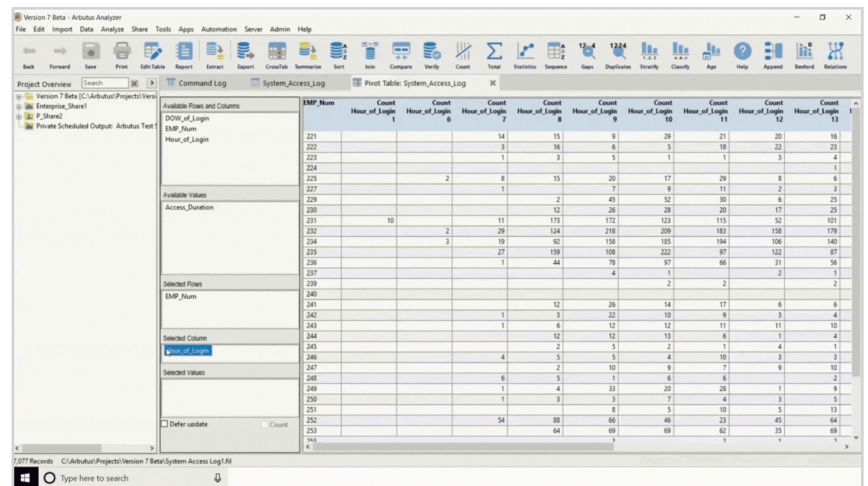
Visualizations

Tap into enhanced and expanded Arbutus Visualizations to locate that needle in the haystack - visually.

- » **Easily interact** with your visualizations to shape the story you'd like your results to tell.
- » **Save and share** with others or include in your reports.

Drag & Drop Pivot Tables

- » **Immerse yourself in your data** using powerful, interactive, drag & drop pivot table analytics.
- » **Get immediate on-screen feedback** as results change dynamically based on what you've just tried.



Automation

Tap into all your Automated Analytics all in one place under the new Automation Menu.


QuickSearch

Like SmartSearch for your Project Overview. Find the project or file you want to work with more quickly and easily.

Hash Function

Enable data analytics on ALL of your data while ensuring data security. Mask sensitive data (credit card #s, salary information, social security #s, etc.) with the new Hash Function.

ADDITIONAL DATA CONNECTORS



MORE FEATURES

Analytics

- + Statistical values (min, max, avg) added to more commands
- + WordFind function

Ease of Use

- + Larger dialogue boxes
- + More QuickFilter options on Dates
- + Color highlighted SmartSearch results
- + QuickSort column indicator

Automation

- + Verify, Gaps, & Sequence commands now support data file output
- + IF function
- + Procedures automatically report elapsed time
- + Procedure Dialogues now support HUB (Server) files
- + Better integration with ResultsManager

Additional SmartApps

Take advantage of even more ready-made apps in support of advanced analytics. Use interactively or as templates to create your own customized apps.

ARBUTUS ANALYTICS

Arbutus delivers the very best in purpose-built audit analytics technology to meet the exacting demands of today's business environment. Auditors, business analysts, and fraud investigators rely on Arbutus to enhance their testing, analysis and compliance capabilities.

Toll free: 877.333.6336

Phone: 604.437.7873

Fax: 604.437.7872

SALES INQUIRIES

info@ArbutusSoftware.com

TECHNICAL SUPPORT

support@ArbutusSoftware.com

VERSION 7 Ready to get started?

Request Your Free Trial Today

 **ARBUTUS**
Drive Your Analytics